

FOR IMMEDIATE RELEASE WEDNESDAY, JANUARY 14, 2015
Also see our full news release, available at www.iowafiscal.org

Who Pays Taxes in Iowa?

Income Group	Lowest	Next	Middle	Next	Top 20%		
	20%	20%	20%	20%	Next 15%	Next 4%	Top 1%
Income Range	Less than \$22,000	\$22,000- \$41,000	\$41,000- 62,000	\$62,000- \$94,000	\$94,000- \$156,000	\$156,000- \$376,000	\$376,000 or more
Average Income in Group	\$11,600	\$32,100	\$50,500	\$76,000	\$116,600	\$218,100	\$955,900
Sales & Excise Taxes	6.3%	5.3%	4.4%	3.6%	2.8%	1.6%	0.9%
General Sales—Individuals	3.5%	3.2%	2.7%	2.3%	1.8%	1.1%	0.6%
Other Sales & Excise—Ind.	1.2%	0.8%	0.6%	0.4%	0.3%	0.2%	0.1%
Sales & Excise on Business	1.6%	1.4%	1.0%	0.8%	0.6%	0.4%	0.2%
Property Taxes	3.9%	2.6%	2.5%	2.7%	2.6%	2.5%	2.0%
Property Taxes on Families	3.8%	2.4%	2.2%	2.4%	2.2%	1.9%	0.8%
Other Property Taxes	0.1%	0.3%	0.3%	0.3%	0.4%	0.7%	1.2%
Income Taxes	0.3%	2.4%	3.1%	3.7%	4.1%	4.1%	4.5%
Personal Income Tax	0.2%	2.3%	3.1%	3.7%	4.1%	4.0%	4.3%
Corporate Income Tax	0.0%	0.0%	0.0%	0.0%	0.0%	0.1%	0.2%
TOTAL TAXES	10.5%	10.3%	9.9%	10.0%	9.4%	8.3%	7.4%
Federal Deduction Offset	0.0%	-0.1%	-0.2%	-0.5%	-1.0%	-1.3%	-1.3%
OVERALL TOTAL	10.4%	10.2%	9.7%	9.5%	8.4%	7.0%	6.0%

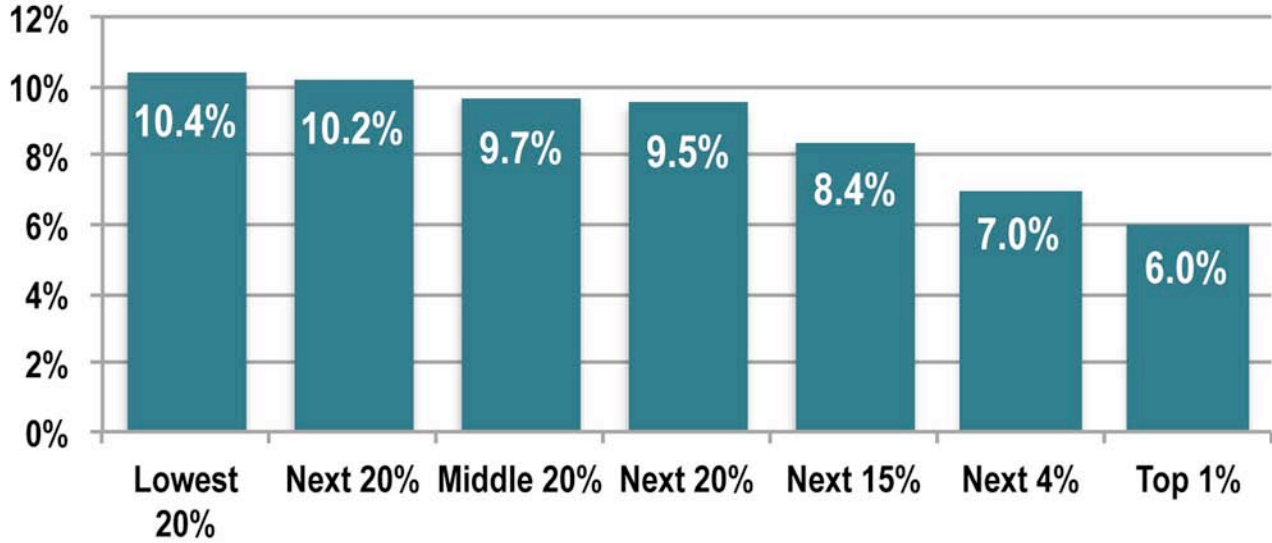
Source: Institute on Taxation and Economic Policy

The full **Who Pays** report from the Institute on Taxation and Economic Policy is available online at www.whopays.org.

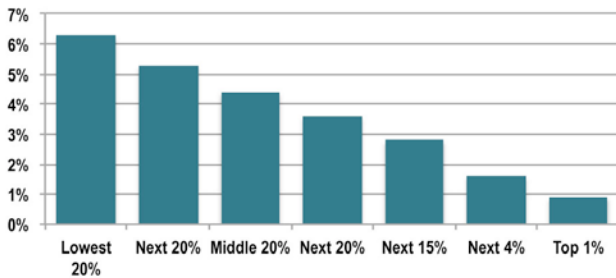
The Iowa Fiscal Partnership is a joint public policy analysis initiative of two nonpartisan, nonprofit Iowa-based organizations, the Iowa Policy Project in Iowa City and the Child & Family Policy Center in Des Moines. Reports are at www.iowafiscal.org.

The Institute on Taxation and Economic Policy (ITEP) is a 501 (c) (3) nonprofit, nonpartisan research organization that works on federal, state, and local tax policy issues. ITEP's mission is to ensure that elected officials, the media, and the general public have access to accurate, timely, and straightforward information that allows them to understand the effects of current and proposed tax policies. www.itep.org.

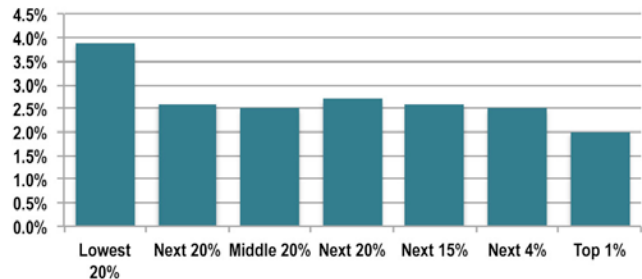
Iowa State and Local Taxes: Lowest at the Top



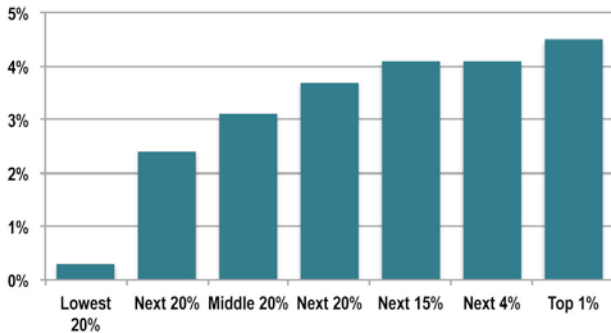
Low-Income Iowans Pay Much Greater Share in Sales & Excise Taxes



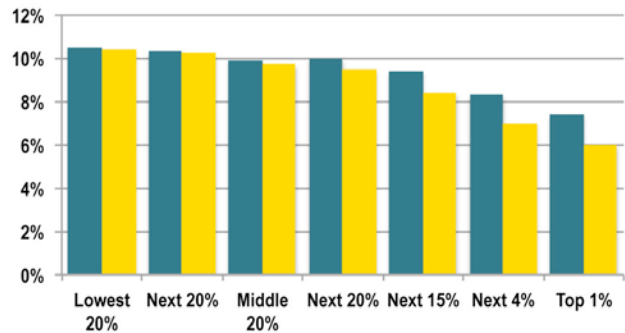
Property Taxes Greater Share of Tax Bill for Low-Income Iowans than Others



Income Tax: Only Progressive Element of Iowa State & Local Tax System



How Taxes Fall Further at Higher Incomes: Overall Tax Rate Drops with Federal Offset



Source: Institute on Taxation and Economic Policy